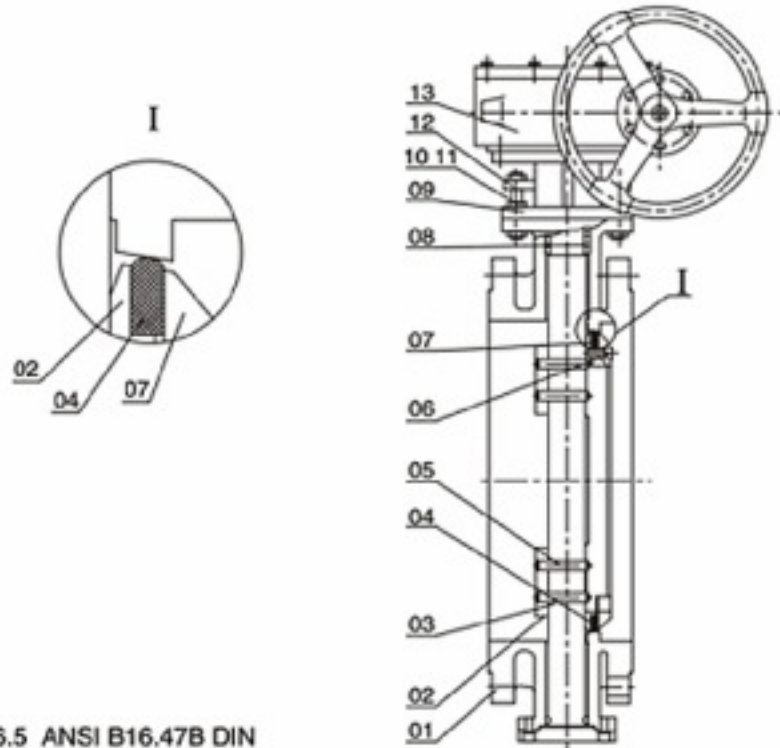


# Butterfly Valve

## Double offset soft seal butterfly valve main parts materials and specification



(Adopt Standard):

1. Design Standard:API609
2. Face To Face:ISO5752
3. Tubing Flange:ANSI B16.1 ANSI B16.5 ANSI B16.47B DIN
4. Inspection And Test:API598

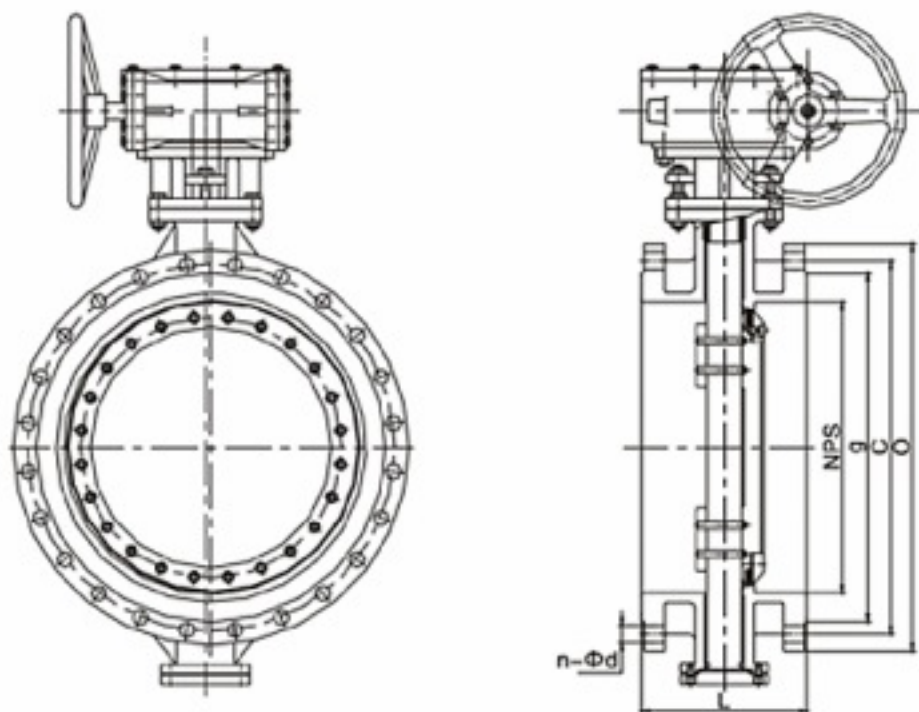
### Main parts materials

Part Name		Material				
01	Body	ASTM A126	ASTM A536	ASTM A216 WCB+SS304	ASTM A351 CF8	ASTM A351 CF8M
02	Disc	ASTM A126 or A536 or CF8	A536	WCB or CF8 CF8M	CF8	CFM
03	Stem	A276 420 or 304 or 316	A276 420 or 304 or 316	A276 420	A276 304	A276 316
04	Seal Ring	NR, EPDM, NBR, SI, FPM, PTFE, CR Or HR				
05	Spin	A276 420	A276 420 A307B	A276 420 or 304 316	A276 304	A276 316
06	Capscrew	A193 B8 or B7	A193 B8 or B7	A193 B8 or B7	A193 B8	A193 B8M
07	Retaining ring	A182 F304 A105 or 105 GALVAN	A182 F304 A105 or 105 GALVAN	A182 F304 A105 or 105 GALVAN	A182 F304	A182 F304L
08	Packing	Soft graphite				
09	Yoke	WCB	WCB	WCB	WCB GALVAN or CF8	WCB GALVAN CF8 or CF8M
10	Bolt	A307 B	A307 B	A193 B7	A193 B8	A193 B8 or B8M
11	Nut	A307 B	A307 B	A194 2H	A194 8	A194 8 or 8M
12	Gland	ASTM A126	A536	WCB	CF8	CF8M
13	Drive actuator	Hand actuator, Electric actuator, Worm gear actuator, Pneumatic actuator				

Note: The chart above only lists out some common composition of valve parts. We may provide other different parts material composition according to the customer's request or the actual valve working condition.

# Butterfly Valve

API/MSS Flange double offset Soft seal butterfly valve connection dimension



Main connection dimension

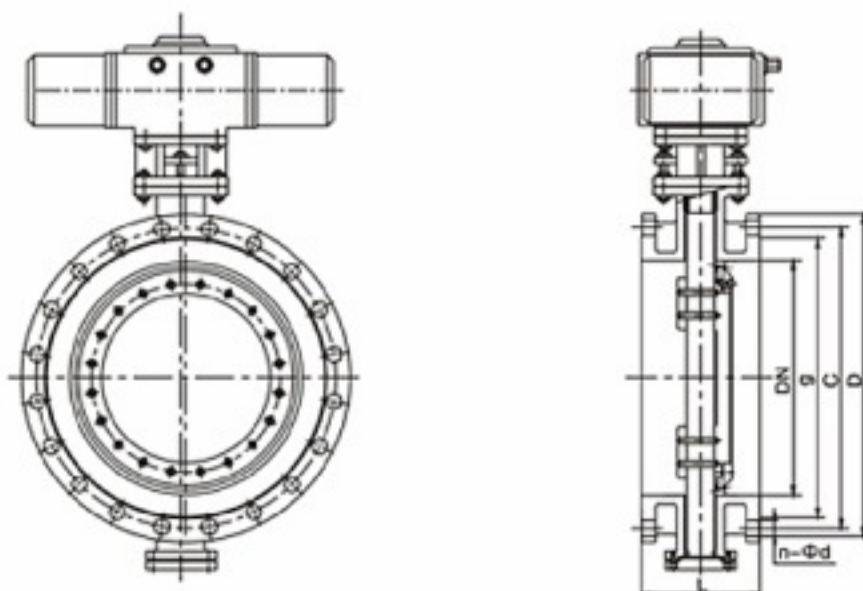
Unit: mm

Type	NPS (in)	DN (mm)	o	g	o	n-Φd	L
Class 150							
D341X-150LbC D641X-150LbC D941X-150LbC D341X-150LbZ D641X-150LbZ D941X-150LbZ D341X-150LbQ D341X-150LbP D341F-150LbC D641F-150LbC D941F-150LbC D341F-150LbZ D341F-150LbQ D341F-150LbP	2	50	150	92	120.5	4-18	108
	2½	65	180	105	139.5	4-18	112
	3	80	190	127	152.5	4-18	114
	4	100	230	157.5	190.5	8-18	127
	5	125	255	186	216	8-22	140
	6	150	280	216	241.5	8-22	140
	8	200	345	270	298.5	8-22	152
	10	250	405	324	362	12-26	165/203
	12	300	485	381	432	12-26	178/203
	14	350	535	413	476	12-29.5	190
	16	400	600	470	540	16-29.5	216
	18	450	635	533.5	578	16-32.5	222
	20	500	700	584	635	20-32.5	229
	24	600	815	692	749.5	20-35.5	267
	28	700	837	762	795	40-22	292
	30	750	887	813	846	44-22	318
	32	800	941	864	900	48-22	318
	36	900	1057	972	1010	44-26	330
	40	1000	1175	1080	1121	44-29.5	410
	44	1100	1276	1181	1222	52-29.5	440
48	1200	1392	1289	1335	44-32.5	470	
52	1300	1494	1391	1437	52-32.5	500	
56	1400	1600	1492	1543	60-32.5	530	
60	1500	1726	1600	1662	52-35.5	565	



# Butterfly Valve

## DIN Flange double offset soft seal butterfly valve connection dimension



### Main connection dimension

Unit: mm

Type	DN (mm)	o	g	c	n-Φd	L
PN6						
	50	140	88	110	4-14	108
	65	160	108	130	4-14	112
	80	190	124	150	4-18	114
	100	210	144	170	4-18	127
D341X-PN6LbC	125	240	174	200	8-18	140
D641X-PN6LbC	150	265	199	225	8-18	140
D941X-PN6LbC	200	320	+254	280	8-18	152
D341X-PN6LbZ	250	375	309	335	12-18	165
D641X-PN6LbZ	300	440	363	395	12-22	178
D941X-PN6LbZ	350	490	413	445	12-22	190
D341X-PN6LbQ	400	540	463	495	16-22	216
D341X-PN6LbP	450	595	518	550	16-22	222
D341F-PN6LbC	500	645	568	600	20-22	229
D641F-PN6LbC	600	755	667	705	20-26	267
D941F-PN6LbC	700	860	772	810	24-26	292
D341F-PN6LbZ	800	975	878	920	24-26	318
D341F-PN6LbQ	900	1075	978	1020	24-30	330
D341F-PN6LbP	1000	1175	1078	1120	28-30	410
	1200	1405	1295	1340	32-33	470
	1400	1630	1510	1560	36-36	530
	1600	1830	1710	1760	40-36	600
	1800	2045	1918	1970	44-39	670
	2000	265	2125	2180	48-42	760

# DIN Flange double offset soft seal butterfly valve

# Butterfly Valve

**Main connection dimension**

Unit: mm

Type	DN (mm)	o	g	c	n-Φd	L
<b>PN10</b>						
D341X-PN10LbC D641X-PN10LbC D941X-PN10LbC D341X-PN10LbZ D641X-PN10LbZ D941X-PN10LbZ D341X-PN10LbQ D341X-PN10LbP D341F-PN10LbC D641F-PN10LbC D941F-PN10LbC D341F-PN10LbZ D341F-PN10LbQ D341F-PN10LbP	50	165	99	125	4-18	108
	65	185	118	145	4-18	112
	80	200	132	160	8-18	114
	100	220	156	180	8-18	127
	125	250	184	210	8-18	140
	150	285	211	240	8-22	140
	200	340	266	295	8-22	152
	250	395	319	350	12-22	165
	300	445	370	400	12-22	178
	350	505	429	460	16-22	190
	400	565	480	515	16-26	216
	450	615	530	565	20-26	222
	500	670	582	620	20-26	229
	600	780	682	725	20-30	267
	700	895	794	840	20-30	292
	800	1015	901	950	24-33	318
	900	1115	1001	1050	28-33	330
	1000	1230	1112	1160	28-36	410
	1200	1455	1328	1380	32-39	470
	1400	1675	1530	1590	36-42	530
1600	1620	1750	1820	40-48	600	
1800	1820	1950	2020	44-48	670	
2000	2020	2150	2230	48-48	760	
<b>PN16</b>						
D341X-PN16LbC D641X-PN16LbC D941X-PN16LbC D341X-PN16LbZ D641X-PN16LbZ D941X-PN16LbZ D341X-PN16LbQ D341X-PN16LbP D341F-PN16LbC D641F-PN16LbC D941F-PN16LbC D341F-PN16LbZ D341F-PN16LbQ D341F-PN16LbP	50	165	99	125	4-18	108
	65	185	118	145	4-18	112
	80	200	132	160	8-18	114
	100	220	156	180	8-18	127
	125	250	184	210	8-18	140
	150	285	211	240	8-22	140
	200	340	266	295	12-22	152
	250	405	319	355	12-26	165
	300	460	370	410	12-26	178
	350	520	429	470	16-26	190
	400	580	480	525	16-30	216
	450	640	548	585	20-30	222
	500	715	609	650	20-33	229
	600	840	720	770	20-36	267
	700	910	794	840	24-36	292
	800	1025	901	950	24-39	318
	900	1125	1001	1050	28-39	330
	1000	1255	1112	1170	28-42	410
	1200	1485	1328	1390	32-48	470
	1400	1685	1530	1590	36-48	530
1600	1930	1750	1820	40-55	600	
1800	2130	1950	2020	44-55	670	
2000	2345	2150	2230	48-60	760	

BUTTERFLY VALVE